
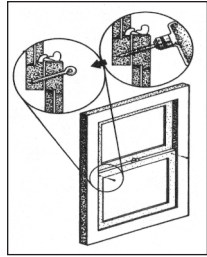


WINDOWS

- **Sliding windows** can be secured in the same way as sliding doors.



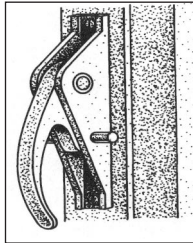
- **Double Hung Windows** can easily be secured with the use of a “pin”. Drill an



angled hole through the top frame of the lower window and partially into the frame of the upper window. Insert the “pin” (nail or eyebolt). The window cannot be opened until you remove the pin. A second set of holes allows the window to be partially

opened and locked to allow ventilation. You may also purchase special key locks for windows at hardware stores.

- **Casement – crank windows** should be latched properly with the window tight. Drill a small hole in the closed latch frame and insert a metal pin or small padlock through the hole. Key operated replacement latches are available at hardware stores or through locksmiths.



VERY IMPORTANT

- Before making any changes to your security needs, consider the safety of your family as well as quick and easy exits in case of an emergency.
- All locks or bars on sleeping room windows must be equipped with a quick release mechanism. This locking device must be able to be opened from the inside without the use of a key or any special knowledge or effort.
- Before having any type of work done at your house check references and the Better Business Bureau.

For more information on Crime Prevention tips and presentations, please call your local police precinct or access our web site.

<http://phoenix.gov/POLICE>

South Mountain Precinct

400 West Southern Avenue
Phoenix, Arizona 85041
602-495-5004

Central City Precinct

1902 South 16th Street
Phoenix, Arizona 85034
602-495-5005

Desert Horizon Precinct

16030 North 56th Street
Scottsdale, Arizona 85254
602-495-5006

Squaw Peak Precinct

6206 North 24th Street
Phoenix, Arizona 85016
602-495-5007

Maryvale Precinct

6180 West Encanto Boulevard
Phoenix, Arizona 85033
602-495-5008

Cactus Park Precinct

12220 North 39th Avenue
Phoenix, Arizona 85029
602-495-5009

Purpose Statement

“To ensure safety and security for each person in our community”

Guiding Values

Protection and **P**revention
Responsibility and **R**espect
Integrity and **I**deals
Dedication to **D**uty
Employee **E**xcellence

This publication can be provided in an alternate format by contacting the City of Phoenix Police Department,
602-534-2606/Voice; 602-534-5500/TTY;
or 602-495-0819/FAX
Revised 6/02 5,750

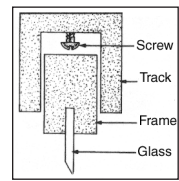
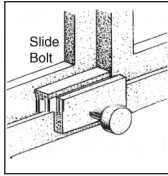
BURGLARY PREVENTION



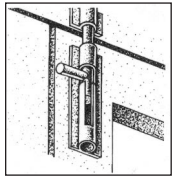
This information is provided by the
City of Phoenix
Police Department

ARCADIA DOORS

Many burglars enter homes through poorly protected arcadia (sliding) doors. Additional locks and security measures here will prevent the door from being opened or lifted out of the track.



Install screws in the track above the sliding door frame. Drill a pilot hole in the top track above and slightly in from each corner of the sliding door frame section. Install and adjust the screw so the head barely clears the frame when it is moved back and forth.

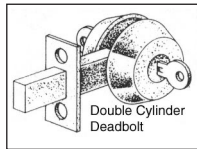


DOUBLE DOORS

These doors need solid security as they are easily jimmied or forced open. Flush level bolts installed at the top and bottom of the doors are recommended. Make sure the bolt is long, sturdy and mounted into a solid frame.

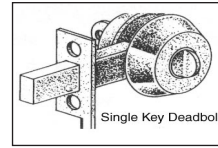
DOORS WITH WINDOWS

For doors with windows or glass ornamentation consider having a “capture key” deadbolt lock. When you leave your home, you can lock the door from the outside, making sure the interior key is NOT left inside the door. This prevents a burglar from reaching inside to unlock the door after breaking the window. Keep the key in the lock anytime someone is home. This is necessary for easy exit in case of fire or other emergency.



DEADBOLT LOCKS

A deadbolt lock can provide good protection. When you turn the key, the lock mechanism slides a strong metal bolt from the door into the frame. When you buy a deadbolt lock, make sure:



- The bolt extends at least one inch from the edge of the doors.
- The connecting screws holding the lock are on the inside of the door.
- The strike plate is attached to the door frame with screws that measure at least three inches in length.
- The cylinder has a steel guard around the key section. The cylinder guard should be tapered or rotate freely around this section to prevent wrenching if it is twisted.

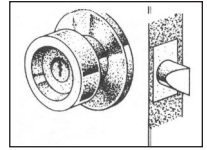
Types of Deadbolts

- A **single key deadbolt** lock uses a thumb latch on the inside.
- A **capture key deadbolt** lock utilizes a deadbolt that key locks from both sides. However, when the deadbolt is locked from the inside, the key is “captured” so it becomes a thumb turn for interior safety and unable to be removed until the deadbolt is physically unlocked.

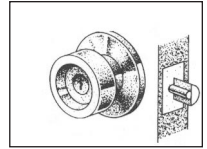
WHEN USING A CAPTURE KEY DEADBOLT LOCK, KEEP THE KEY IN THE LOCK ANYTIME SOMEONE IS HOME!

SPRING LATCH

Some homes come equipped with this lock. It offers very little protection. The bolt can be slipped with a credit card or knife.

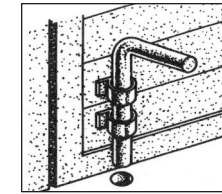


This same latch, with a deadbolt lock, provides more protection but it also can be forced open.



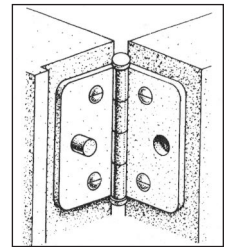
GARAGE DOORS

Standard locks on garage doors are easily pried, allowing a burglar undetected access to your home. Cane bolts and hasps installed on the inside of the door provide excellent protection. Make certain each side of the garage door is secured to prevent prying open a crawl space. The door leading from the garage into the house should always be securely locked. The more barriers you provide against the burglar, the better protected you are.



HINGES

Doors, which open to the outside expose hinge pins. Despite a strong lock, the burglar can remove the pins and lift the door from the frame. On the upper and lower hinge plates, install a long lag bolt into the frame inside of the hinge leaf and saw off the head leaving about ½ inch protruding. Drill out the opposing hole to allow the bolt to enter when the door is closed.



REMEMBER... A good neighbor who watches your property when you are away can be the best deterrent to a burglary. If you do not already have a Block Watch, contact your police precinct to schedule a meeting.

Additional Safeguards Against Burglary

- Engrave your valuables with your Arizona driver’s license number for easier identification and return.
- Videotape, photograph and inventory your valuables. Keep these records in a safe place away from home.
- Add a strong padlock and hasp to storage areas and backyard gates.
- Use low voltage lighting around your house all night long.
- Consider an alarm for your residence.